



# Membership Application

**Promoting Ethical and State of the Art Practice in Rehabilitation**

Membership at the National Level is required for Divisional Memberships.

☐ NEW MEMBERSHIP    ☐ RENEWAL    MEMBER ID IF RENEWAL:

## SECTION 1: MEMBER CONTACT INFORMATION

TITLE	<input type="checkbox"/> Mr <input type="checkbox"/> Mrs <input type="checkbox"/> Miss <input type="checkbox"/> Ms <input type="checkbox"/> Other		
NAME			
COMPANY/ ORGANIZATION		MAIN TELEPHONE	
ADDRESS 1		WORK TELEPHONE (if different)	
ADDRESS 2		HOME TELEPHONE	
TOWN/CITY		MOBILE PHONE	
ZIP CODE		PRIMARY EMAIL	
JOB TITLE:		SECONDARY EMAIL	

## SECTION 2: MEMBERSHIP TYPE AND PAYMENT DETAILS








MEMBER TYPE	DESCRIPTION	MEMBERSHIP DUES (Annual)	Please Check
PROFESSIONAL	Professional Membership Status is available to an industry professional currently working in the field.	\$150.	
NEW-PROFESSIONAL	An Individual who recently completed an accredited college university program – this category is only available for the first year after graduation.	\$108	
ORGANIZATIONAL MEMBER	Organizational Membership/Group membership is available for a group of individuals who work for the same organization. Membership belongs to the organization and is non-transferable. You may however, replace the individual who receive benefits at any time.	\$700	
AFFILIATE	Affiliate membership is available to those members who are not eligible for professional membership status but are involved in and/or retired from the Rehabilitation field. This category does NOT receive the Journal of Rehabilitation.	\$108	
STUDENT	An individual enrolled as a Full-Time undergraduate with a minimum of eight (8) hours per semester or equivalent and a Full-Time graduate student must have a minimum of six (6) hours per semester or equivalent. An individual enrolled as a Full-Time undergraduate with a minimum of eight (8) hours per semester or equivalent and a Full-Time graduate student must have a minimum of six (6) hours per semester or equivalent.	\$25	
RETIREE	A person who has retired (full term career) from work and/or business: is eligible for voting privileges, electronic copy of contemporary Rehab, Division Membership, may hold office at the local, state or regional level	\$75	
PAYMENT METHOD	<input type="checkbox"/> Check <input type="checkbox"/> Credit Card <input type="checkbox"/> ACH Monthly Payment		



# Membership Application

*Promoting Ethical and State of the Art Practice in Rehabilitation*






## SECTION 3: MEMBER INFORMATION

	<p><b>Rehabilitation Counselors and Educators Association (RCEA):</b> Membership includes Rehabilitation Counselors, Rehabilitation Educators, Counselor Superiors, Researchers in Rehabilitation Counseling, and Students in a Rehabilitation Education Program.</p>
<p><b>Professional \$45</b> <input type="checkbox"/> <b>Student \$25</b> <input type="checkbox"/></p>	
	<p><b>National Association of Rehabilitation Leadership (NARL):</b> Membership includes Rehabilitation leaders and administrators and persons interested in developing leadership skills for administration, supervision of education in the Rehabilitation industry.</p>
<p><b>Professional \$30</b> <input type="checkbox"/> <b>Student \$15</b> <input type="checkbox"/></p>	
	<p><b>Vocation Evaluation and Work Adjustment Association (VEWAA):</b> Membership includes professionals, educators, and students in the practice of assessment, training and technology, promoting the successful attainment of career goals of persons with disabilities.</p>
<p><b>Professional \$35</b> <input type="checkbox"/> <b>Student \$5</b> <input type="checkbox"/></p>	
	<p><b>National Association of Service Providers in Private Rehabilitation (NASPPR):</b> Membership includes persons employed in rehabilitation in the private sector (profit or non profit)</p>
<p><b>Professional \$30</b> <input type="checkbox"/> <b>Student \$5</b> <input type="checkbox"/></p>	
	<p><b>National Association of Multicultural Rehabilitation Concerns (NAMRC):</b> Membership includes persons committed to the support and actively champion concerns that affect the rehabilitation needs and services of multicultural persons with disabilities.</p>
<p><b>Professional \$30</b> <input type="checkbox"/> <b>Student \$15</b> <input type="checkbox"/></p>	
	<p><b>National Rehabilitation Association of Job Placement and Development (NRAJPD):</b> Membership includes all persons providing career development and placement and those that support the employment of persons with disabilities.</p>
<p><b>Professional \$30</b> <input type="checkbox"/> <b>Student \$10</b> <input type="checkbox"/></p>	
	<p><b>National Association of Disability Benefits Specialists (NADBS):</b> Membership includes benefits specialists, counselor/specialists, and individuals committed to the personal and economic independence of persons with disabilities.</p>
<p><b>Professional \$20</b> <input type="checkbox"/> <b>Student \$15</b> <input type="checkbox"/></p>	



# Membership Application

*Promoting Ethical and State of the Art Practice in Rehabilitation*

	<b>Association of Rehabilitation Technicians and Specialists (ARTS):</b> Membership includes benefits specialists, counselor/specialists, and individuals committed to the personal and economic independence of persons with disabilities.
	<b>Professional \$20 <input type="checkbox"/></b> <b>National Association for Independent Living (NAIL):</b> Membership includes professionals working together with consumers for the empowerment of persons with disabilities and to enhance the quality of life and to promote the rights of citizens with disabilities.
	<b>Professional \$25 <input type="checkbox"/> Student \$10 <input type="checkbox"/></b> <b>Transition Specialties Division (TSD):</b> Membership is available to all individuals who hold a membership in NRA and who have concerns regarding transition of young adults with disabilities into careers. The division is focused on joining efforts between all interested parties – rehabilitation professionals, special education staff, aides, resource teachers, placement staff, transition coordinators, teachers, paraprofessionals, parents and students.
	<b>Professional \$40 <input type="checkbox"/> Student \$15 <input type="checkbox"/></b> <b>Rehabilitation Program Evaluation Network (RPEN):</b> Membership includes professionals, educators, students and all other interested persons who are committed to the advancement and improvement of program evaluation, quality assurance and performance in the field of Vocational Rehabilitation.
	<b>Professional \$30 <input type="checkbox"/> Student \$15 <input type="checkbox"/></b> <b>National Rehabilitation Counseling Association (NRCA)</b> Membership includes rehabilitation counselors working with people with physical, sensory, mental, developmental, intellectual and emotional disabilities to overcome functional and social barriers to employment, independent living and social integration.
	<b>Professional \$28 <input type="checkbox"/></b>

<b>Organizational Members Only</b>	ORGANIZATION NAME:
<b>#1 PRIMARY CONTACT Name</b>	
Email	
<b>#2 Member Name</b>	
Email	
<b>#3 Member Name</b>	
Email	
<b>#4 Member Name</b>	
Email	
<b>#5 Member Name</b>	
Email	

## SECTION 4: NATIONAL REHABILITATION FEE SUMMARY//OR SUBSCRIPTION



# Membership Application

*Promoting Ethical and State of the Art Practice in Rehabilitation*

JOURNAL JOR DELIVERY	PDF <input type="checkbox"/> Hard Copy <input type="checkbox"/> Word (.doc) <input type="checkbox"/>	
Fee Summary	Summarize your membership fees.	
National Membership Fee		
Divisions Fee Total		
<b>TOTAL FEES</b>		

## SECTION 5: PAYMENT INFORMATION

CARD TYPE	<input type="checkbox"/> VISA <input type="checkbox"/> MASTERCARD <input type="checkbox"/> AMEX <input type="checkbox"/> DISCOVER
CARD NUMBER	EXP. DATE:
NAME ON CARD	
BILLING ADDRESS if different.	
EMAIL	
PHONE	

<input type="checkbox"/> <b>Check</b> - (Payable in U.S. funds to National Rehabilitation Association) (Please allow 2-3 weeks for processing) Enclose with a copy of your application form and mail to the NRA Membership Office.	<input type="checkbox"/> <b>ACH Bank Draft</b> - Complete the membership application and sign below to authorize NRA to debit your bank or checking account. Please remember to submit a copy of the voided check with your application. Please note that the ACH Payment carries a processing fee of \$1 per month.  <div style="display: flex; justify-content: space-between;"> <div>_____</div> <div>_____</div> </div> <div style="display: flex; justify-content: space-between;"> <div>Authorized Signature</div> <div>Date</div> </div>
<b>Membership Policies</b> <ul style="list-style-type: none"> <li>• Membership is valid for 12 months from the date your payment is processed.</li> <li>• Membership Dues are non-refundable and membership is non-transferable.</li> <li>• Membership is portable should you change your employer (excluding organizational memberships)</li> <li>• Members are assigned to the region and state chapter corresponding to their mailing address unless indicated otherwise.</li> <li>• A \$15 charge will be assessed for returned checks.</li> </ul>	<b>Mailing Information:</b>  <b>National Rehabilitation Association Membership</b> PO Box 150235 Alexandria, VA 22315